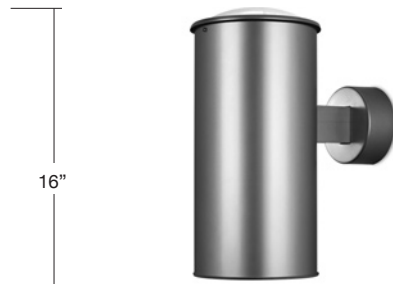
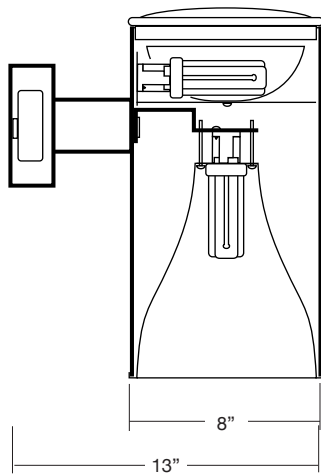


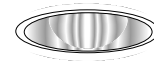
8" CYLINDER HORIZONTAL UPLIGHT / VERTICAL LAMP DOWNLIGHT



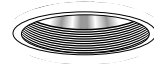
Wall Mount Cylinder
(shown w/**WL**-Wet Location Lens)



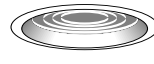
Clear Alzak® Haze



Wheat Alzak® Haze



Black Baffle



Splay with
Fresnel Lens

SPECIFICATION INFORMATION

CYLINDER HOUSING

Constructed of seamless extruded aluminum, with a powder coat finish. 14" standard height; dimming and emergency ballast add 4". Fixture mounts to standard J-box. Pendant is 1/8 IPS steel and is standard in 18" (optional length may be specified).

REFLECTOR

Reflector is anodized, specular, durable and anti-iridescent; available in 30° cutoff (.30). Finishes are **A**-Clear Alzak® Haze or **G**-Wheat Alzak® Haze

TRIM OPTIONS

B-Black baffle
SP-Splay Fresnel Lens

BALLAST

Electronic enclosed, class P, HPF is supplied standard in 120V or 277V. Ballasts use 4-pin lamps and provide rapid start, .99 power factor with THD<10%.

ELECTRICAL

Ballast mounted in canopy for easy access. U.L. listed for use in damp locations. For wet locations, specify convex lens **WL**.

ACCESSORIES

WL-Wet location convex lens

FINISHES

BM-Brushed Metal, Anodized
BZ-Bronze
K-Black
W-White
S-Silver
CC-Custom Color (Must specify RAL color number.)

ORDERING INFORMATION

LAMP

2-18 18W triple tube
2-26 26W triple tube
2-32 32W triple tube
2-42 42W triple tube

SPECIFY FINISH:

BM-Brushed Metal, anodized
BZ-Bronze
K-Black
W-White

120V ELECTRIC

CUH8218.1E 18W triple tube
CUH8226.1E 26W triple tube
CUH8232.1E 32W triple tube
CUH8242.1E 42W triple tube

S-Silver
CC-Custom Color
Specify RAL color #:

277V ELECTRIC

CUH8218.2E 18W triple tube
CUH8226.2E 26W triple tube
CUH8232.2E 32W triple tube
CUH8242.2E 42W triple tube

SUBMITTAL INFORMATION

TYPE:

PROJECT:

NOTES:

DESCRIPTION:

DELRAY
LIGHTING
INCORPORATED

CUH8200

BURBANK,
CALIFORNIA,
91505
WWW.
DELRAY
LIGHTING.
COM

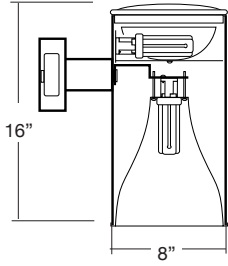
NOV 2008

CLEAR ALZAK 30°

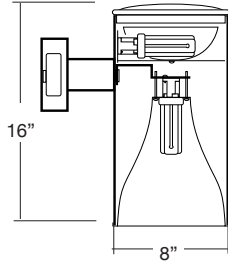
CLEAR ALZAK 30°

CLEAR ALZAK 30°

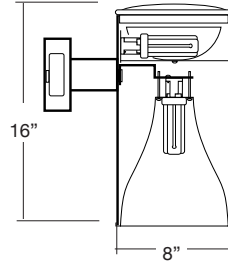
CUH8218



CUH8226



CUH8232



CONE OF LIGHT

MTG. HT.	FC/0°	DIA.
4'	65	3.7
6'	29	5.5
8'	17	7.3
10'	11	9.2
12'	8	11.0

50% FC at edge

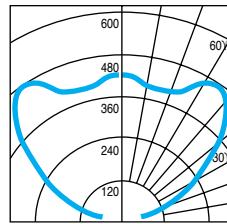
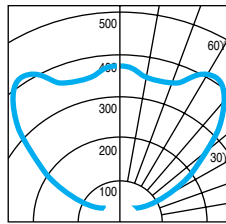
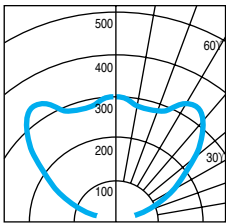
MTG. HT.	FC/0°	DIA.
4'	81	3.7
6'	39	5.5
8'	19	7.3
10'	12	9.2
12'	9	11.0

50% FC at edge

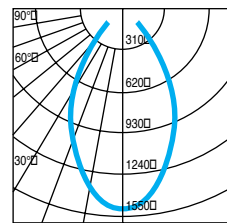
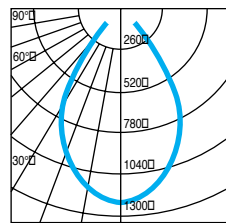
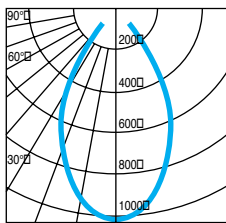
MTG. HT.	FC/0°	DIA.
4'	95	4.2
6'	42	6.4
8'	24	8.5
10'	15	10.7
12'	11	12.8

50% FC at edge

CP DISTRIBUTION: UP LIGHT



CP DISTRIBUTION: DOWNLIGHT



NOTES

CUH8218

2-18 watt triple tube
G24q-2 electronic socket
Total lumens: 1250
Spacing criteria: .9
Wheat Alzak x.90

CUH8226

2-26 watt triple tube
G24q-3 electronic socket
Total lumens: 1800
Spacing criteria: .9
Wheat Alzak x.90

CUH8232

2-32 watt triple tube
G24q-3 electronic socket
Total lumens: 2400
Spacing criteria: .9
Wheat Alzak x.90